

Scaled data based on original data using
LM-79-08 Approved Method: Electrical and Photometric Measurements of Solid-
State Lighting Products

Test Report Prepared for
Cooper Lighting Solutions
(formerly Eaton)

Brand: INVUE

Report Number: P139580

Luminaire Tested: **ENT-E01-LED-E1-BL3**

Issue Date: 03/03/2020

Test Information

Test Method: LM-79-08
Report Number: P139580
REPORT IS SCALED FROM IESNA LM-79-08 TEST DATA (P33645)
Test Lab: INNOVATION CENTER-P3
Issue Date: 03/03/2020
Manufacturer: COOPER LIGHTING SOLUTIONS (FORMERLY EATON)
Product Line: INVUE
Catalog Number: ENT-E01-LED-E1-BL3
Description: ENTRI LED LUMINAIRE
(1) LIGHTBARS WITH AccuLED OPTICS - TYPE 3 W/ SPILL LIGHT CONTROL
Light Source: (21) 4000K CCT, 70 CRI LEDs
Ballast/Driver: -

Summary

Lumens per Lamp: N/A
Luminaire Lumens: 2702.4 lumens
Efficiency: N/A
Efficacy: 109.4 lumens/watt
Luminous Opening: Rectangular (W 1' x L: 0.17' x H: 0')
IES Classification: Type III - Short - Semi-Cutoff
BUG Rating: B1 - U0 - G1

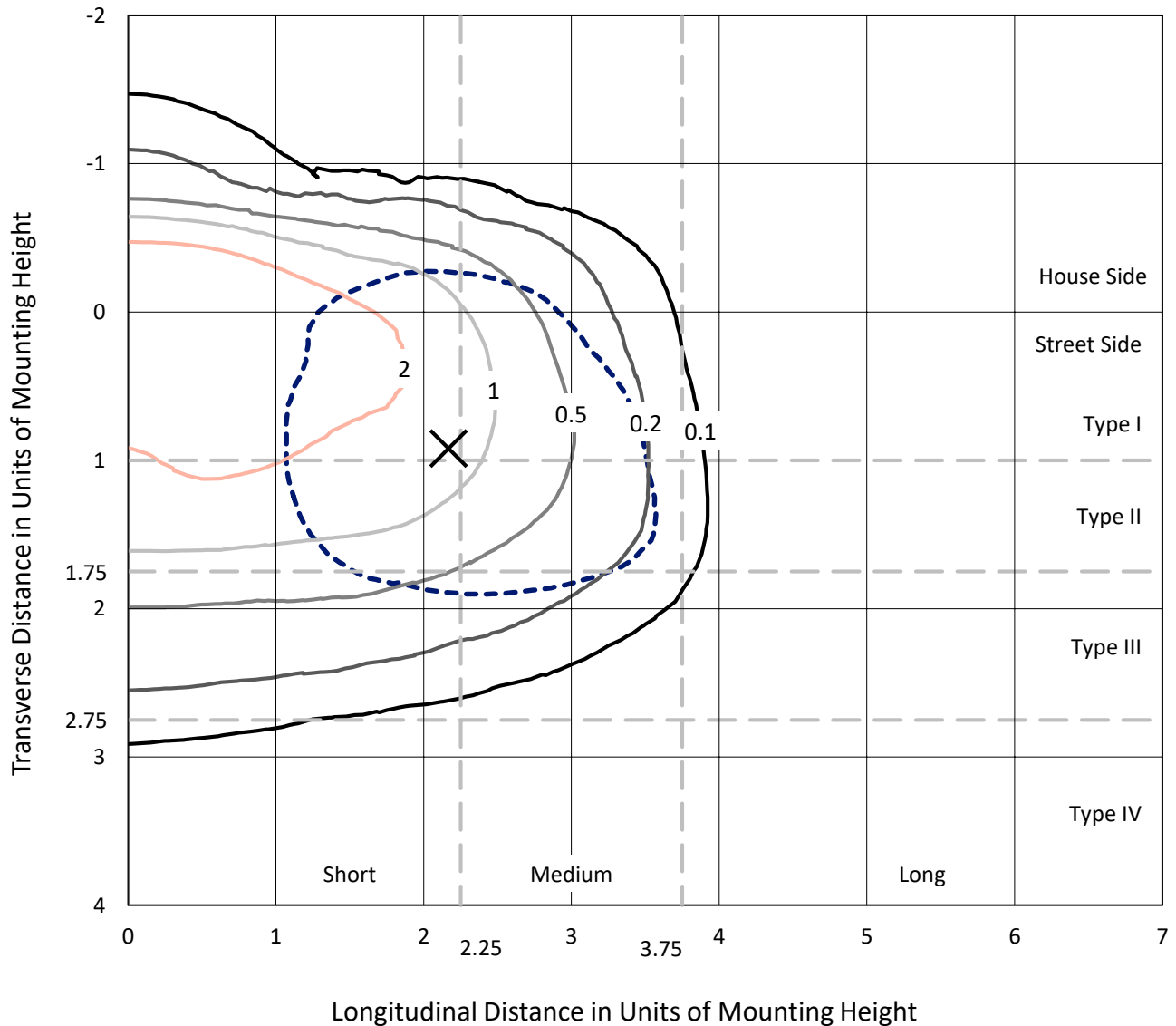
Input Watts (W): 24.7
Input Voltage (V): NR
Input Current (Ain): NR
Voltage Rise (V): NR
Power Factor: NR
Total Harmonic Distortion (THDi): NR
Frequency (hertz): 60
Stabilization Time: NR
Operation Time: NR
Ambient Temperature (°C): NR
Test Distance: 25 FT



REPORT NUMBER: P139580
 CATALOG NUMBER: ENT-E01-LED-E1-BL3

Iso-Footcandle Lines of Horizontal Illumination

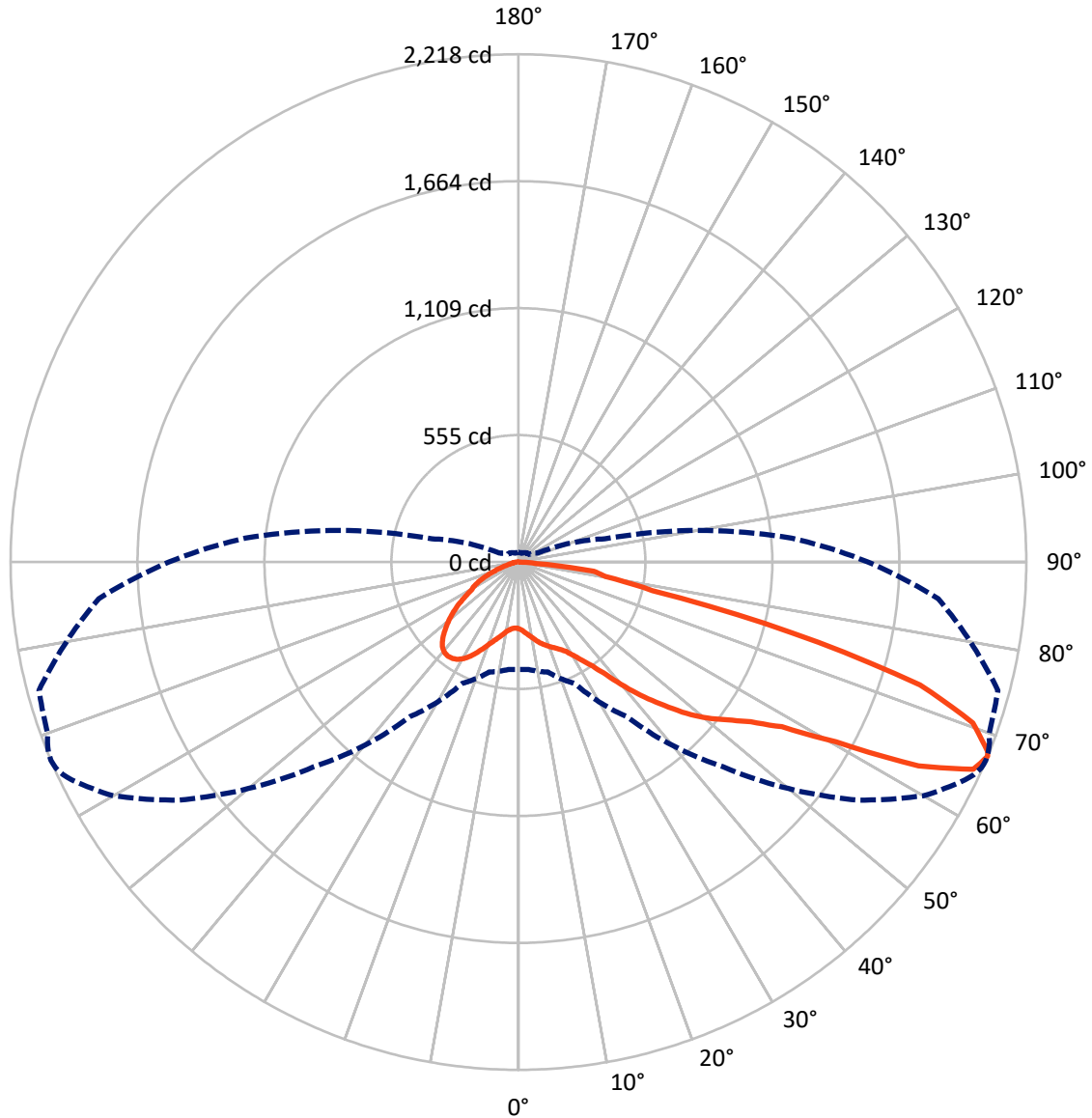
✕ Max cd
 - - - 1/2 Max cd



Based on 10 foot mounting height. Maximum calculated value = 3.7 fc
 Type III - Short - Semi-Cutoff

REPORT NUMBER: P139580
CATALOG NUMBER: ENT-E01-LED-E1-BL3

Luminous Intensity Polar Plot



— Vertical Plane Through 67-Deg Lateral - - - Horizontal Cone Through 67-Deg Vertical

REPORT NUMBER: P139580

CATALOG NUMBER: ENT-E01-LED-E1-BL3

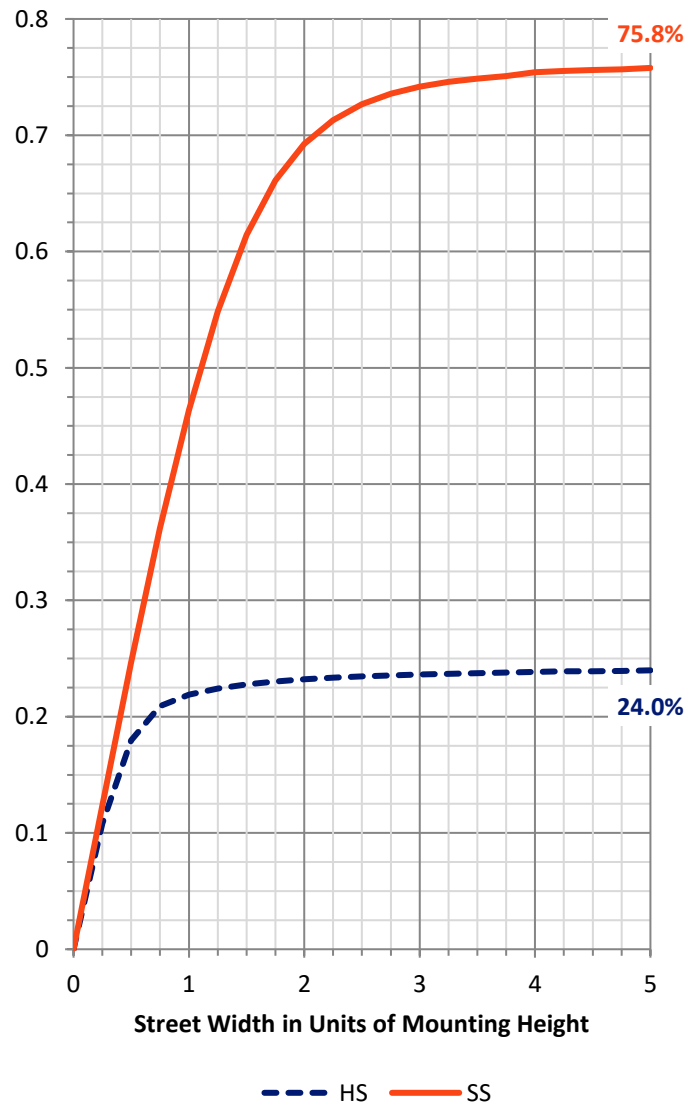
FLUX DISTRIBUTION:

		Downward	Upward	Total
House Side	Lumens	656.1	0.0	656.1
	% Fixture	24.3	0.0	24.3
Street Side	Lumens	2046.2	0.0	2046.2
	% Fixture	75.7	0.0	75.7
Total	Lumens	2702.4	0.0	2702.4
	% Fixture	100.0	0.0	100.0

Coefficient of Utilization

ZONAL LUMENS:

Zone	Lumens	% Fixture
0°-10°	29.3	1.1
10°-20°	101.4	3.8
20°-30°	183.9	6.8
30°-40°	268.8	9.9
40°-50°	407.3	15.1
50°-60°	584.1	21.6
60°-70°	746.4	27.6
70°-80°	348.5	12.9
80°-90°	32.6	1.2
90°-100°	0.0	0.0
100°-110°	0.0	0.0
110°-120°	0.0	0.0
120°-130°	0.0	0.0
130°-140°	0.0	0.0
140°-150°	0.0	0.0
150°-160°	0.0	0.0
160°-170°	0.0	0.0
170°-180°	0.0	0.0
0°-90°	2702.4	100.0
0°-180°	2702.4	100.0



REPORT NUMBER: P139580

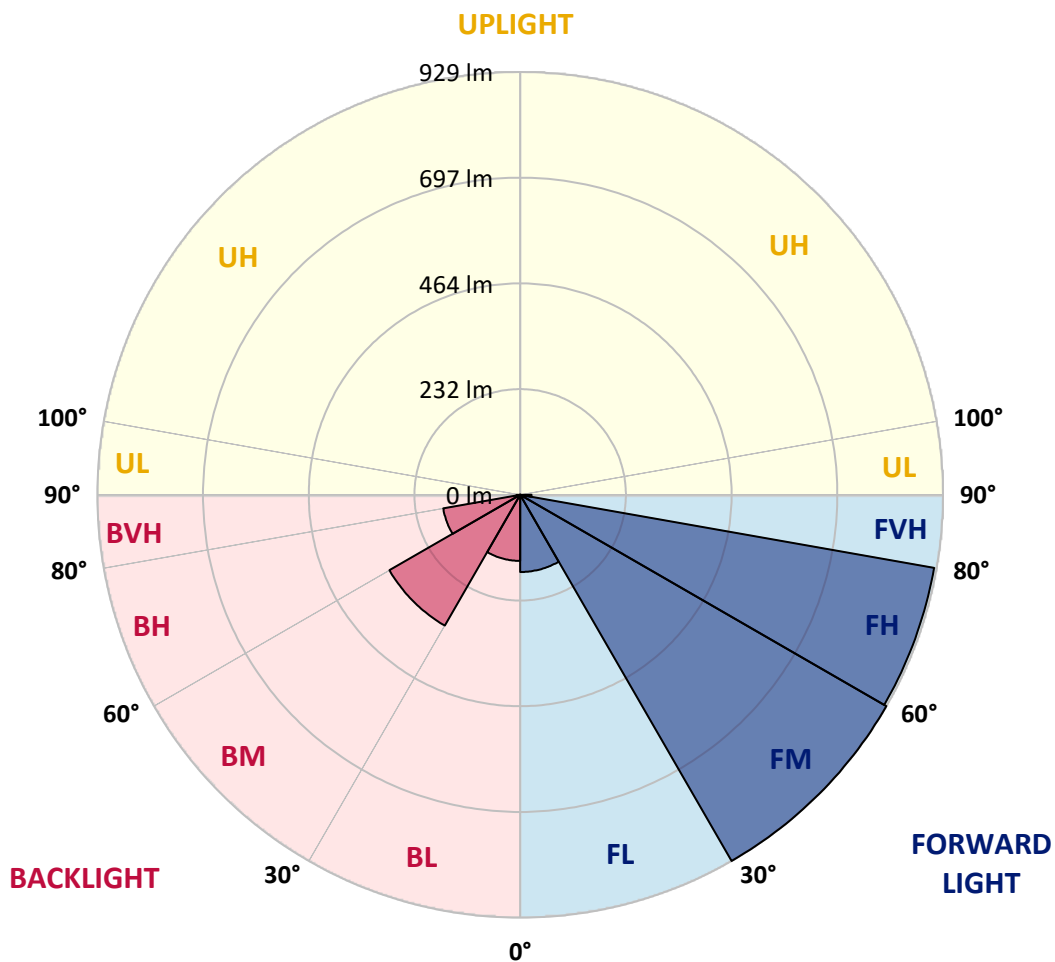
CATALOG NUMBER: ENT-E01-LED-E1-BL3

LUMINAIRE CLASSIFICATION SYSTEM LUMEN TABLE AND BUG RATING:

Zone	Lumens	% Fixture	Zone Rating/Lumen Limit		
			B	U	G
FL (0°-30°)	169.5	6.3			
FM (30°-60°)	928.7	34.4			
FH (60°-80°)	923.2	34.2			G1/1800
FVH (80°-90°)	24.8	0.9			G1/100
BL (0°-30°)	145.2	5.4	B1/500		
BM (30°-60°)	331.5	12.3	B1/1000		
BH (60°-80°)	171.6	6.4	B1/500		G1/500
BVH (80°-90°)	7.9	0.3			G0/10
UL (90°-100°)	0.0	0.0		U0/0	
UH (100°-180°)	0.0	0.0		U0/0	

BUG Rating: B1-U0-G1

Type III Short





REPORT NUMBER: P139580

CATALOG NUMBER: ENT-E01-LED-E1-BL3

CANDELA DISTRIBUTION (FULL):

	0°	5°	15°	25°	35°	45°	55°	60°	61°	62°	64°
0°	291.0	291.0	291.0	291.0	291.0	291.0	291.0	291.0	291.0	291.0	291.0
2.5°	302.5	302.5	303.0	303.0	302.5	302.5	299.5	299.5	299.5	299.0	299.0
5°	319.0	319.5	319.5	319.0	318.0	316.0	312.0	312.0	312.0	311.5	310.5
7.5°	338.0	337.5	338.0	336.5	334.5	332.0	326.5	326.0	325.0	325.0	324.0
10°	359.0	357.5	359.0	357.0	353.0	348.5	342.0	340.0	340.0	340.0	338.0
12.5°	380.5	380.0	381.0	377.5	370.5	365.5	359.0	356.5	356.0	356.0	355.0
15°	404.0	403.5	400.5	395.0	386.0	381.5	374.0	371.0	370.5	370.5	369.0
17.5°	428.5	428.5	421.0	409.5	397.0	390.5	385.0	383.0	382.5	382.5	382.0
20°	449.5	449.5	439.5	420.5	402.5	395.5	393.5	393.5	393.5	393.5	394.0
22.5°	465.0	463.5	450.0	426.5	404.5	398.5	403.5	404.0	404.0	405.0	405.5
25°	472.0	471.5	455.5	427.5	404.0	403.0	414.0	415.5	416.5	417.5	419.0
27.5°	472.5	472.5	456.5	427.0	403.5	411.0	427.0	431.5	432.5	434.5	437.0
30°	467.5	468.0	454.5	426.5	407.0	426.0	447.5	456.0	458.0	461.0	465.0
32.5°	461.5	462.5	454.5	431.5	422.5	452.0	480.5	492.5	494.5	498.5	502.5
35°	462.5	464.0	465.5	451.5	457.0	496.5	537.5	544.5	544.0	550.5	552.5
37.5°	469.0	472.5	483.5	486.0	507.0	562.0	605.0	620.0	620.0	626.0	624.0
40°	470.0	475.5	503.0	532.0	573.5	641.0	700.0	717.5	717.5	720.0	719.0
42.5°	493.5	498.5	538.0	589.5	648.5	728.0	793.0	808.5	812.0	809.5	811.5
45°	536.0	539.5	588.0	653.0	721.0	811.5	884.0	899.0	902.5	900.0	897.0
47.5°	590.0	595.0	646.5	723.5	793.5	888.5	977.0	994.5	998.0	994.0	995.5
50°	635.0	644.5	699.5	790.5	863.5	954.5	1049.0	1073.0	1076.0	1076.0	1077.0
52.5°	676.0	684.5	737.5	839.0	920.0	1014.0	1102.5	1133.5	1137.0	1139.5	1141.5
55°	693.0	701.5	754.5	860.0	954.5	1069.5	1164.5	1206.0	1208.0	1214.5	1223.0
57.5°	693.5	700.5	752.5	859.5	972.5	1119.5	1249.0	1313.5	1321.5	1330.0	1344.5
60°	646.5	655.0	707.0	834.5	987.5	1175.5	1377.0	1495.5	1507.0	1531.5	1563.5
62.5°	575.5	581.5	626.5	752.0	987.5	1253.0	1583.0	1779.0	1817.5	1857.5	1916.5
65°	509.5	514.0	542.5	651.0	917.5	1316.0	1798.5	2024.0	2065.5	2095.5	2145.5
67°	468.5	470.5	497.5	586.0	823.5	1265.5	1813.0	2041.0	2076.5	2107.5	2170.5
67.5°	454.5	456.0	481.5	569.5	794.5	1235.0	1791.0	2027.0	2065.5	2097.0	2161.0
70°	349.5	345.0	367.0	448.0	642.0	985.5	1572.5	1844.5	1888.5	1930.5	2008.0
72.5°	208.5	202.0	216.0	260.0	416.0	692.5	1192.5	1513.5	1569.5	1622.0	1723.5
75°	125.5	126.0	136.5	167.0	227.0	435.5	770.5	985.0	1037.5	1087.0	1167.0
77.5°	62.5	62.0	71.5	97.0	165.5	270.5	447.5	568.0	585.5	609.0	599.5
80°	20.0	19.5	21.0	26.5	59.5	181.5	281.5	356.5	364.5	369.0	374.5
82.5°	3.0	3.5	4.0	6.5	11.0	43.5	175.0	248.0	259.0	272.0	297.0
85°	0.0	0.0	0.5	0.5	1.5	3.5	16.5	42.5	44.5	54.0	63.5
87.5°	0.0	0.0	0.0	0.5	1.0	1.5	2.5	2.5	2.5	2.5	2.5
90°	0.0	0.0	0.0	0.0	0.0	0.0	0.0	0.0	0.0	0.0	0.0



REPORT NUMBER: P139580

CATALOG NUMBER: ENT-E01-LED-E1-BL3

CANDELA DISTRIBUTION (continued):

	65°	66°	67°	68°	69°	70°	75°	85°	90°	95°	105°
0°	291.0	291.0	291.0	291.0	291.0	291.0	291.0	291.0	291.0	291.0	291.0
2.5°	298.5	298.5	298.0	297.5	297.5	297.5	296.5	296.0	293.0	292.0	290.0
5°	310.5	310.5	309.5	309.0	308.5	308.5	307.0	304.0	300.0	297.5	293.5
7.5°	323.5	323.0	322.0	322.0	320.0	320.0	318.0	312.5	308.5	305.0	300.0
10°	338.5	338.0	336.5	336.0	335.0	334.0	332.0	325.5	321.5	317.0	311.0
12.5°	355.0	354.0	353.0	352.5	351.5	350.5	348.5	342.5	338.5	334.0	327.0
15°	369.5	369.0	368.0	367.5	367.5	366.5	365.0	359.5	355.5	350.5	345.0
17.5°	382.5	382.0	381.5	381.5	381.0	381.0	380.5	375.5	373.0	369.0	363.5
20°	393.5	394.0	394.0	394.0	394.5	395.0	396.0	393.5	391.0	387.5	384.5
22.5°	405.5	406.0	407.5	407.5	408.5	409.0	412.5	412.0	411.0	408.5	406.0
25°	420.0	421.0	422.0	423.5	424.0	425.5	431.5	434.0	432.0	430.5	433.0
27.5°	439.0	441.0	442.0	444.0	445.0	447.0	456.0	461.5	460.0	460.5	466.0
30°	467.5	469.5	472.5	473.5	477.0	478.0	488.5	497.0	497.0	496.0	506.0
32.5°	505.5	507.0	510.5	513.0	515.0	517.0	527.0	536.0	537.0	540.0	544.0
35°	555.5	556.5	558.5	562.5	562.0	563.0	568.5	577.5	582.5	589.5	577.5
37.5°	621.5	625.0	624.0	624.5	620.5	623.0	625.0	634.5	645.0	652.0	605.5
40°	715.5	718.0	715.5	712.0	709.0	707.5	704.5	715.0	724.0	719.0	627.5
42.5°	807.0	808.0	806.0	800.0	797.5	792.5	784.5	797.5	802.5	779.0	639.0
45°	897.5	896.0	892.5	891.5	886.5	881.5	877.0	885.5	883.5	837.5	644.0
47.5°	992.5	991.0	988.5	984.5	979.0	978.0	974.0	973.0	958.5	887.5	641.5
50°	1075.5	1076.5	1071.0	1073.0	1070.5	1065.5	1062.0	1064.0	1029.5	931.5	636.5
52.5°	1147.0	1147.0	1144.5	1147.0	1146.0	1143.5	1146.5	1179.0	1107.5	993.5	629.0
55°	1230.0	1233.0	1231.0	1233.5	1235.0	1240.5	1253.0	1329.0	1224.0	1069.5	612.0
57.5°	1351.5	1359.0	1357.0	1367.0	1376.0	1390.5	1436.0	1516.0	1368.5	1153.0	578.5
60°	1569.5	1594.0	1593.0	1610.5	1628.5	1645.0	1724.5	1740.0	1532.0	1262.0	553.5
62.5°	1932.5	1952.5	1961.0	1980.0	1991.5	1994.5	2058.5	1945.0	1678.0	1361.0	539.5
65°	2167.5	2175.5	2183.0	2180.5	2173.5	2162.0	2166.0	1926.0	1629.5	1297.5	463.0
67°	2195.5	2212.0	2218.0	2214.0	2203.5	2187.5	2168.0	1840.0	1526.5	1198.5	391.5
67.5°	2187.5	2204.5	2210.0	2206.5	2197.5	2185.5	2162.5	1807.5	1491.5	1166.5	373.0
70°	2059.0	2083.5	2106.0	2113.5	2114.0	2112.0	2089.0	1578.0	1269.5	979.5	283.0
72.5°	1755.5	1787.0	1834.0	1819.0	1843.0	1827.5	1775.0	1078.5	870.0	700.0	198.5
75°	1184.5	1198.5	1236.5	1193.0	1197.0	1169.5	965.5	626.5	539.5	455.5	119.5
77.5°	596.0	605.0	599.0	573.0	563.0	540.5	418.0	136.0	136.0	162.0	62.5
80°	378.0	381.5	385.5	391.5	399.0	400.0	290.0	40.0	36.0	37.5	34.0
82.5°	310.0	319.5	332.0	334.5	337.5	340.0	200.0	22.0	18.0	20.0	24.0
85°	72.0	78.0	74.5	66.0	70.5	54.5	28.0	9.0	8.0	10.0	16.5
87.5°	2.5	2.5	2.5	2.5	2.5	2.5	2.5	2.5	2.0	3.5	8.5
90°	0.0	0.0	0.0	0.0	0.0	0.0	0.0	0.0	0.0	0.0	0.0



REPORT NUMBER: P139580

CATALOG NUMBER: ENT-E01-LED-E1-BL3

CANDELA DISTRIBUTION (continued):

	115°	125°	135°	145°	155°	165°	175°	180°
0°	291.0	291.0	291.0	291.0	291.0	291.0	291.0	291.0
2.5°	288.0	286.5	284.5	284.0	283.5	282.5	282.0	281.5
5°	289.5	286.5	283.5	281.5	280.5	279.5	278.5	278.5
7.5°	295.5	292.0	287.5	285.5	283.5	282.0	281.0	281.0
10°	305.5	301.5	296.0	293.5	291.0	289.5	288.5	287.5
12.5°	320.5	315.5	309.0	305.0	302.5	302.0	301.0	300.5
15°	339.0	333.5	326.5	322.5	318.5	317.5	316.5	316.0
17.5°	357.5	353.0	347.5	340.5	332.5	326.0	323.0	322.5
20°	378.5	376.5	368.0	352.5	335.0	321.5	316.0	316.0
22.5°	405.0	399.5	379.0	351.5	325.5	306.5	299.0	299.0
25°	434.0	415.5	377.5	340.5	308.5	285.0	275.0	275.0
27.5°	459.5	420.0	368.5	322.0	283.0	257.5	246.0	245.5
30°	479.5	417.5	352.5	296.0	253.0	224.0	211.0	211.0
32.5°	490.5	409.0	330.5	265.5	216.5	183.5	167.5	168.0
35°	493.5	394.5	301.5	225.0	172.5	140.0	125.5	125.5
37.5°	490.5	371.5	265.5	180.5	129.0	106.0	95.0	94.0
40°	480.5	337.0	217.5	132.0	96.0	82.5	78.0	77.0
42.5°	460.5	295.5	163.5	94.5	77.0	71.5	70.5	70.0
45°	429.0	239.5	113.5	74.0	69.0	67.5	67.5	67.0
47.5°	389.5	183.0	81.0	65.5	65.0	65.0	65.0	65.0
50°	345.5	129.5	66.0	62.0	61.5	62.5	63.0	63.0
52.5°	300.0	90.5	60.5	59.5	58.5	60.0	60.5	60.5
55°	250.5	71.0	58.0	57.0	55.5	56.0	57.0	57.0
57.5°	199.5	63.0	57.0	55.5	52.5	52.5	53.5	53.5
60°	158.5	60.5	56.5	53.0	49.0	49.0	50.0	50.5
62.5°	132.5	60.0	56.5	50.5	47.5	46.0	47.0	47.0
65°	110.5	60.0	55.0	50.5	45.0	43.0	44.0	44.0
67°	92.5	59.0	54.0	50.5	44.0	41.5	41.5	41.5
67.5°	87.5	58.5	54.5	50.5	43.5	41.0	40.5	40.5
70°	65.5	53.0	54.5	51.0	42.5	37.5	36.5	36.5
72.5°	51.0	48.5	53.0	52.5	41.5	34.5	32.5	32.0
75°	41.5	44.0	53.5	51.0	39.0	31.5	28.5	28.0
77.5°	35.5	37.5	45.0	41.0	32.5	28.0	25.0	24.5
80°	28.0	32.0	32.0	28.0	24.0	22.5	21.0	21.0
82.5°	22.5	24.5	21.0	19.0	18.0	17.5	16.5	16.5
85°	18.5	20.0	15.5	14.0	13.5	13.0	12.0	12.0
87.5°	14.5	12.5	8.0	7.5	7.5	7.0	7.0	7.5
90°	0.0	0.0	0.0	0.0	0.0	0.0	0.0	0.0

(END OF REPORT)